

PROJECT NAME	
CATALOG NO.	
FIXTURE SCHEDULE	
COMMENTS	

FEATURES

- Lumen efficacy, goes up to 140lm/w
- One-person installation available
- 6 installation brackets for option
- Photocell & Motion sensor for option (dimnable)
- LED module complies with IP67, Anti-corrosion enhanced
- Tool-free entry for quick installation
- Dark-sky user friendly




- Voltage: 100-277V/277-480V
- Type: T3/T4/T5
- CRI: >75
- Driver: Inventronics
- LED: Lumileds
- Finish: Dark Bronze/White/Gray/Black
- Working Frequency: 50/60Hz
- Operating Temp: -40~50°C/-40~122°F
- Lifespan: 50,000 Hours
- 5-Year Limited Warranty



SPECIFICATIONS

MODEL	WATT (W)	LUMEN (LM)	LUMEN (LM/W)	TYPE	CRI	PF	VOLTAGE (V)	CCT (K)	LED	IP	DIMENSION	PHOTOCELL & MOTION SENSOR	DIMMING
OMJ5-AL-60	60	8400	140	T3/T4/T5	>75	≥0.9	120-277	3000, 4000, 5000	Lumileds	67	598x315x114mm	Optional	Optional
OMJ5-AL-80	80	11200	140	T3/T4/T5	>75	≥0.9	120-277	3000, 4000, 5000	Lumileds	67	598x315x114mm	Optional	Optional
OMJ5-AL-100	100	14000	140	T3/T4/T5	>75	≥0.9	120-277	3000, 4000, 5000	Lumileds	67	598x315x114mm	Optional	Optional
OMJ5-AL-120	120	16800	140	T3/T4/T5	>75	≥0.9	120-277	3000, 4000, 5000	Lumileds	67	598x315x114mm	Optional	Optional
OMJ5-AL-150	150	21000	140	T3/T4/T5	>75	≥0.9	120-277	3000, 4000, 5000	Lumileds	67	702x315x116mm	Optional	Optional
OMJ5-AL-200	200	28000	140	T3/T4/T5	>75	≥0.9	120-277	3000, 4000, 5000	Lumileds	67	702x315x116mm	Optional	Optional
OMJ5-AL-240	240	33600	140	T3/T4/T5	>75	≥0.9	120-277	3000, 4000, 5000	Lumileds	67	706x403x116mm	Optional	Optional
OMJ5-AL-320	320	44800	140	T3/T4/T5	>75	≥0.9	120-277	3000, 4000, 5000	Lumileds	67	706x403x116mm	Optional	Optional

INSTALLATION BRACKETS



DEBRIS BUILDUP PROTECTION

Anti-debris and wildlife protection cover for option







APPLICATIONS



SMART CONTROL

Motion sensor & Photocell for option, 5pin & 7pin available

Equipped with motion sensor	Equipped with Photocell
	
	

PACKAGE

WATTS	N.W	CARTON SIZE	G.W
60-120W	6.4kg/PC	692x370x208mm	7.9kg/CTN
150-200W	8.9kg/PC	805x370x240mm	10.4kg/CTN
240-320W	11.2kg/PC	805x460x240mm	13.0kg/CTN

DIMENSIONAL DRAWING (240-320W)

